

# Searching old Pittsburgh newspapers on Google

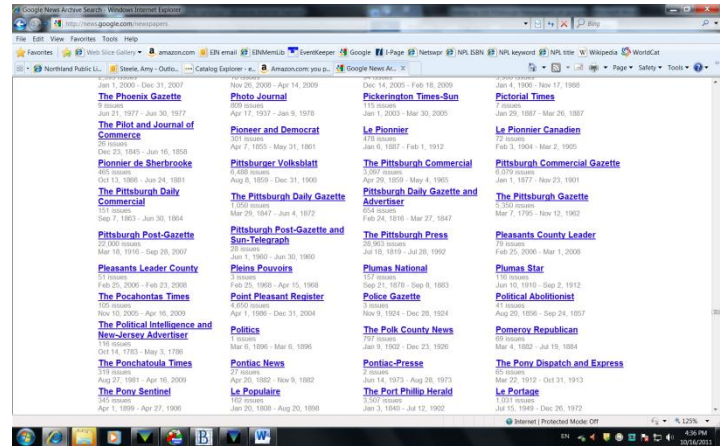
## To Browse newspapers by date:

Go to [www.news.google.com/newspapers](http://www.news.google.com/newspapers).

Scroll through the long alphabetical list of newspapers and select the newspaper you wish to browse by clicking on its name.

You will be able to browse by decade, year and month or you can enter a specific date.

Once you have selected a particular day's paper you can view it by clicking on the paper. To zoom in to read an article do not use the "zoom in" magnifier glass – quite often this results in an improperly loaded page. Instead, move the cursor across the newspaper page and click on any highlighted article on the newspaper page, this will enlarge it on your screen. You can now drag the image around to read whichever part of the page you like. You can also drag the view box across to the next or previous page. You can also enter a page number in the box above the image to jump ahead to other pages, but be aware that these page numbers do not match up one to one with the newspaper page numbers. Use them as a guide to jump ahead, but check the newspaper page numbers in the upper corners of each page.



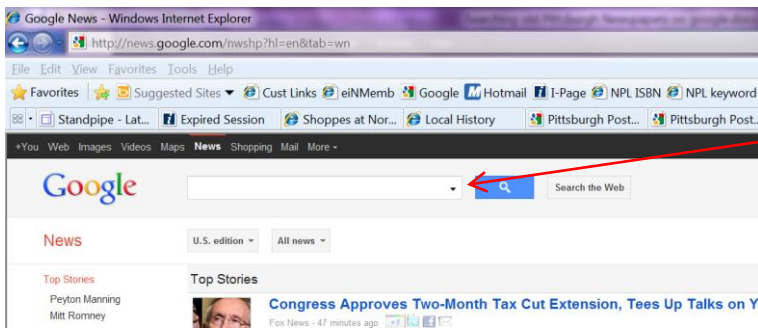
## Searching for a death notice:

Follow the instructions above, go to page #1 of the paper you wish to search, click on any highlighted article title to enlarge the image. Drag the view box to the lower left-hand corner of page #1. This should (not every paper does) contain the index that will tell you which page the death notices are on (sometimes more than one page.) You can then proceed to that page by dragging the view box across pages or using the page forward button above the image.



**To Search by keyword for specific people, places or events:**

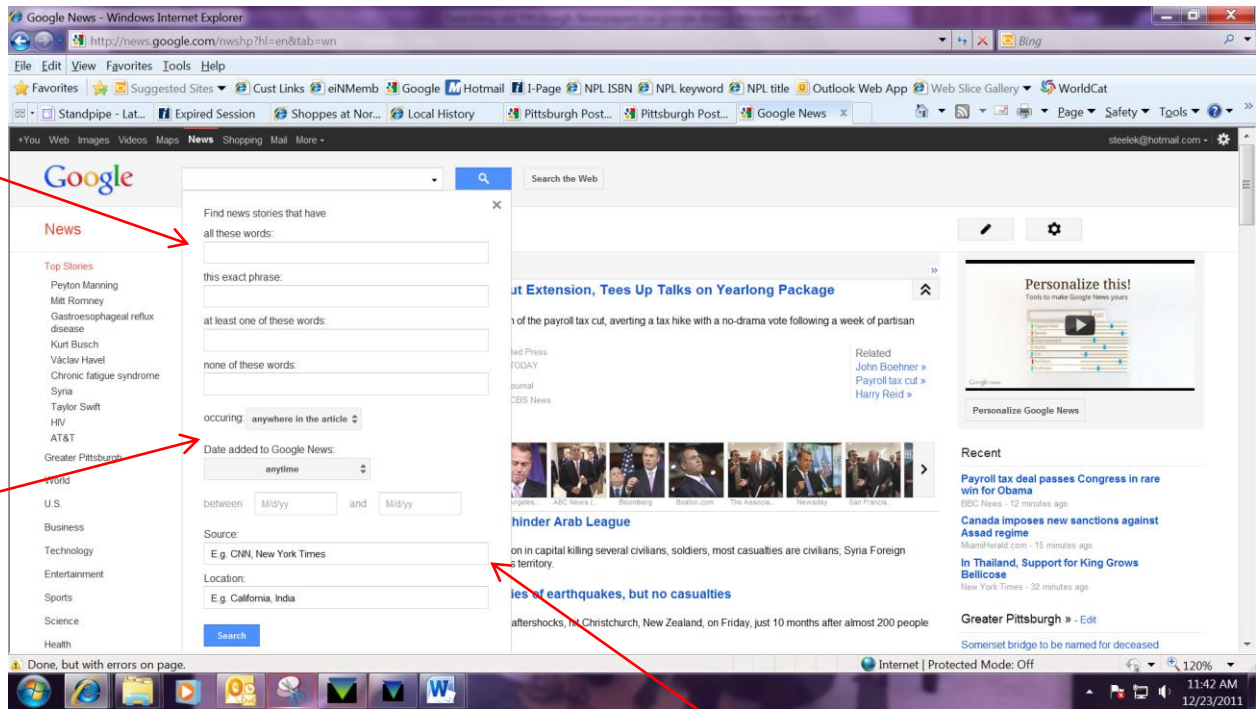
Go to the Google News page at [www.news.google.com](http://www.news.google.com).



Click on the small triangle in the search box to open the Advanced News Search box.

1. In the “Find news stories that have” section enter your keywords or a phrase to search by.

2. Leave the next two sections set to the default. This “Date” section refers only to the date the articles were added to Google News, not the date of the original newspaper article.



3. In the “Source” box enter the name of the newspaper you wish to search such as Pittsburgh Post-Gazette or Pittsburgh Press. To view a list of available newspapers go to [www.news.google.com/newspapers](http://www.news.google.com/newspapers).

4. Click the search button.

Now you can limit your results to only the older newspapers.

Along the left hand side of your search results there will be a list of options to limit and sort your search results. Scroll down this list and click on “Custom range...” under Archives. Here you can enter a date range to limit your results to. You can also scroll to the bottom of results page and find “News archive results” grouped together.

## **Pittsburgh Newspaper runs included in Google Newspapers**

Daily Pittsburgh Gazette: 1828 -1865 – partial coverage - 5,794 issues

Gazette Times: 1906-1927 – partial coverage – 6,157 issues

Pittsburgh Commercial: 1859-1965 – partial coverage - 3,097 issues

Pittsburgh Commercial Gazette: 1877-1901 – partial coverage – 6,079 issues

Pittsburgh Daily Commercial: 1863-1864– partial coverage – 151 issues

Pittsburgh Daily Gazette: 1847-1872– partial coverage – 1,050 issues

Pittsburgh Daily Gazette and Advertiser: 1816-1847 – partial coverage - 654 issues

Pittsburgh Gazette: 1795-1962 – partial coverage 5,350 issues

Pittsburgh Post-Gazette: 1916 –2007– partial coverage – 22,000 issues

Pittsburgh Post-Gazette and Sun-Telegraph      1960 – partial coverage – 28 issues  
   1968 – partial coverage

Pittsburgh Press (ceased publication May 16, 1992):  
   1819-1992 – partial coverage – 28,963 issues

